

























English Curriculum Long Term Overview 2024-2025

	Autumn 1	Autumn 2	Spring 1	Spring 2	Summer 1	Summer 2
Nursery	 <p>To write shopping lists.</p>	 <p>To write invitations.</p>	 <p>To write recipes</p>	 <p>To be able to label.</p>	  <p>To write letters.</p>	 <p>To write lists.</p>
F2	 <p>To learn Phase 2 tricky words and cvcs. To label body parts.</p>	 <p>To label maps and houses</p>	 <p>To learn Phase 3 tricky words and cvcs. To write recipes.</p>	 <p>To write about space using nonfiction books</p>	 <p>To learn Phase 4 tricky words and ccvcs To describe for story writing.</p>	 <p>To describe minibeasts.</p>
Year 1	 <p>To describe a setting to the reader so they can visualise it. Text Type: Story setting</p>	 <p>To describe a setting to the reader so they can visualise it. Text Type: Setting description from Stick Man and Local area walk.</p>	 <p>To describe penguins to inform the reader of a missing animal. Text Type: Poster.</p>	 <p>To describe different food to encourage the reader to try them. Text Type: Description To inform the reader of how to make a sandwich. Text Type: Instructions</p>	 <p>To inform the reader about Paddington Bear. To use descriptions to make comparisons with settings (linked to Geography). Text Type: Comparisons/descriptions</p>	 <p>To inform the audience about Queen Elizabeth 2nd. Text type: Information leaflet</p>
Year 2	 <p>To inform the audience of a missing character through a character description. Text Type: Poster</p>	 <p>To persuade the audience to convince the glue sticks to return. Text Type: Letter</p>	 <p>To inform the reader of the missing underpants. Text Type: Newspaper article</p>	 <p>To instruct the audience to create a trap that will capture the dragon. Text Type: Instructions</p>	 <p>To explain so the reader has facts all about Kenya. Text Type: Fact File</p>	 <p>To persuade and inform in order to convince people to lead a healthy life. Text Type: Persuasive Information leaflet</p>

English Curriculum Long Term Overview 2024-2025

Year 3	 <p>To instruct so that the audience knows how to wash a woolly mammoth</p> <p>Text type: Instructions</p> <p>To write a narrative to teach Om about what life is like in the modern day</p> <p>Text type: Narrative</p>	 <p>To recount the eruption of Mount Vesuvius so that the audience understand what life was like in Pompeii when the volcano erupted</p> <p>Text type: Diary entries</p> <p>To entertain so that the audience can visualise</p> <p>Text type: Poetry (acrostic poems, rhyming couplets)</p>	 <p>To write a newspaper report announcing the Golden Ticket competition</p> <p>Text type: Newspaper report</p> <p>To write a description of a room within Willy Wonka's chocolate factory so that the audience can visualise.</p> <p>Text type: Scene</p>	 <p>To recount events so that the reader feels like they are in the Inventing Room</p> <p>Text type: Diary entries</p> <p>To create an advert to persuade the audience to buy your chocolate bar</p> <p>Text type: Persuasive advert</p>	 <p>To write a letter to inform the audience of your feelings about not being told about the three gifts.</p> <p>Text type: Letter</p> <p>To write a non-chronological report to inform the audience about volcanoes.</p> <p>Text type: Non-chronological report</p>	 <p>To describe so that the audience know about a character</p> <p>Text type: Character description</p> <p>To describe so that the audience can visualise the firework display</p> <p>Text type: Setting description</p>
Year 4	 <p>To write a character description and a journey as part of a narrative to entertain the audience</p> <p>Text Type: Narrative/ Adventure Story</p>	 <p>To retell the events and describe emotions before battle so the audience feels anxious and shows empathy.</p> <p>Text Type: Diary Entry</p> <p>To inform so that the audience understand the purpose and uses of Anglo-Saxon weapons.</p> <p>Text Type: Non-Chronological Report</p>	 <p>To inform the audience about the discovery of Tutankhamun's tomb and the historical impact.</p> <p>Text Type: Newspaper Report</p> <p>To inform the audience about the afterlife of ancient Egyptians.</p> <p>Text Type: Explanatory Text</p>	 <p>To entertain the reader about the journey to Ancient Egypt to replace the cursed jar.</p> <p>Text Type: Narrative</p>	 <p>To persuade the audience (local MP) to support and give funding to aid the refugee crisis.</p> <p>Text Type: Persuasive letter</p> <p>To inform and entertain the audience regarding the current refugee crisis.</p> <p>Text Type: Podcast</p>	 <p>To perform poetry about refugees so the audience feel empathy</p> <p>Text Type: Poetry</p>
Year 5	 <p>To inform so that the audience know about a key Viking event (how the Vikings destroying Lindisfarne).</p> <p>Text-Type: Newspapers</p> <p>To recount so that the audience empathises with a Viking's journey. Text type: Diary entries:</p> <p>To instruct so that the audience know how to survive a Viking quest.</p> <p>Text Type: Instructions</p>	 <p>To describe so that the audience knows the Viking journey.</p> <p>Text type: Narrative</p> <p>Viking journey- opening</p> <p>To inform so that the audience know how to make a shield</p> <p>Text type: Instructions with links to Curriculum.</p> <p>To entertain so that the audience know Valkyries.</p> <p>Text types: blackout poetry (battle scene)</p>	 <p>To persuade so that the audience visit Camp Green Lake.</p> <p>Text type: Persuasive leaflet-residential</p> <p>To inform so that the audience empathise with a character.</p> <p>Text type: Letter home from Stanley/Letter from Warden/ staff</p>	 <p>To inform so that the audience know about North American animals.</p> <p>Text Type: Information Texts Different NA animal</p> <p>To inform so that the audience see different perspectives.</p> <p>Text Type: Monologue</p>	 <p>To persuade so that the audience can make an informed choice.</p> <p>Text Type: Advert</p> <p>To describe so that the audience see alternative perspectives.</p> <p>Text type: Chapter from an alternative perspective.</p> <p>To inform so that the audience know about a character.</p> <p>Text type: Press Release</p>	 <p>To describe so that the audience understand a myth.</p> <p>Text type: Greek Myths</p> <p>Journey of an ancient Greek</p> <p>Creature description</p> <p>To entertain so that the audience can visualise.</p> <p>Text type: Poetry- Haiku and Free verse legacy</p> <p>Haiku- summer</p> <p>Free verse</p>

English Curriculum Long Term Overview 2024-2025

Year 6						
	<p>To recount so an audience know about evacuation for children during WW2. Text Type: Diaries</p> <p>To describe so that an audience understand events that happened during WW2. Text Type: Historical Fiction</p>	<p>To persuade so an audience will visit an island. Text Type: Persuasion</p> <p>To describe to the reader the weather on a particular island. Text Type: Descriptive writing</p>	<p>To entertain the reader so they know about a mythical creature Text Type: Narrative opener</p> <p>To inform the audience about a mythical creature. Text Type: Newspapers</p>	<p>To inform the reader about a mythical creature. Text Type: Non-chronological reports.</p>	<p>To instruct the reader so they know how to survive in The Amazon Rainforest. Text Type: Instructions</p> <p>To inform the reader about the pros and cons of deforestation Text Type: Balanced Report</p>	<p>To inform the reader about The Amazon rainforest. Text Type: Explanation Text</p>